




## TO REMOVE AND REPLACE BOBBIN CASE





To clean hook raceway, remove bobbin case as follows:

1. Remove throat plate (see page 21) and open slide plate (see page 14).
2. Unlock bobbin case by lifting and pulling holder to right as shown.
3. Remove bobbin case from machine.
4. Remove all lint, fluff, loose thread ends or any other foreign matter which might clog the machine.



85

POSITIONING  
STUD



5. Replace bobbin case so that groove under tension spring fits on hook raceway and fork of case straddles positioning stud.
6. Push bobbin case holder to left as shown until it snaps down into lock position.
7. Close bed slide and replace throat plate.

86