


SINGER
646E3/646E6/646E7

620 173745043

Machine No. 646E

List of Parts--Machines Nos. 646E3, 646E6 and 646E7

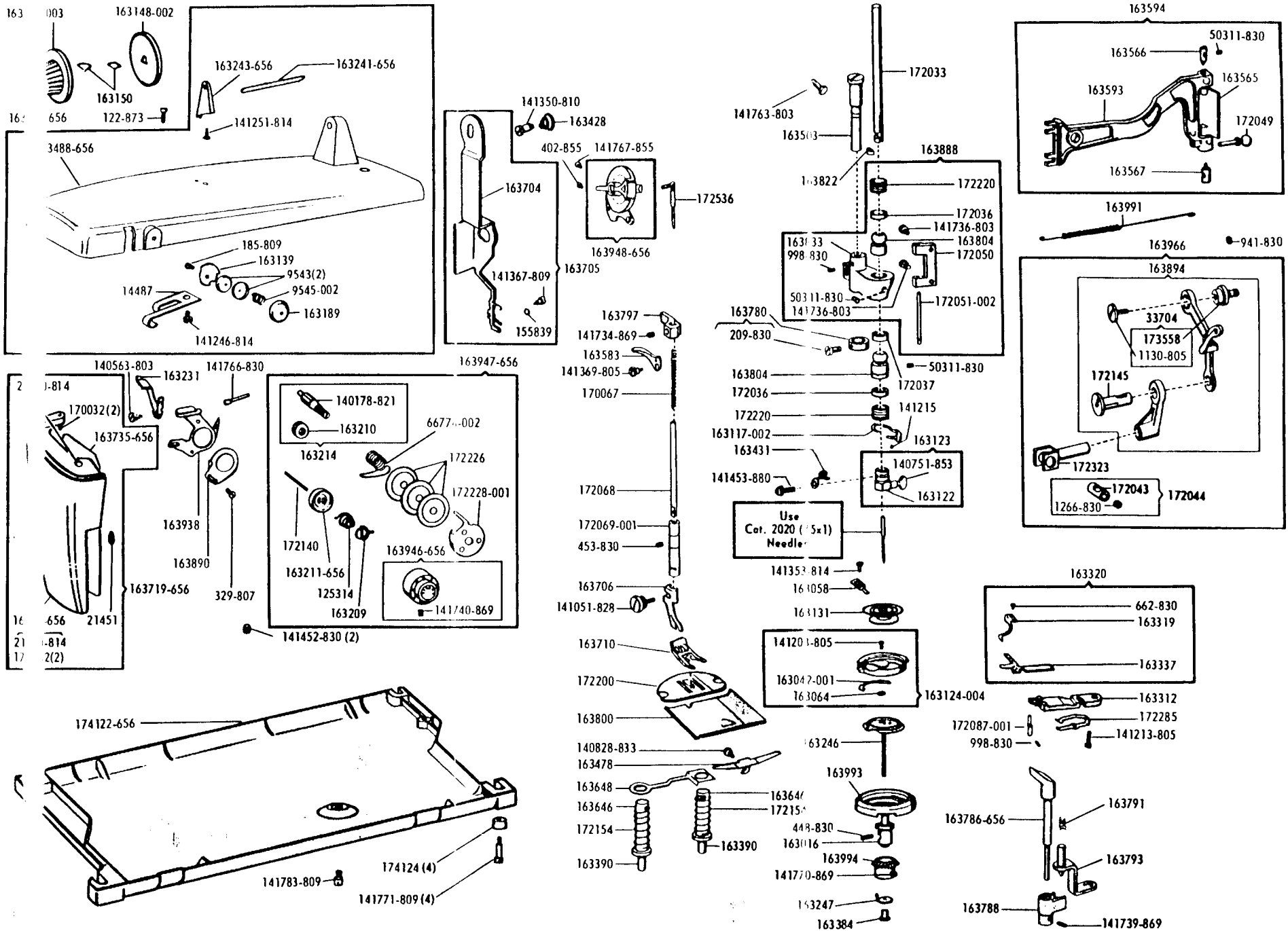


ATTACHMENT SET 171125

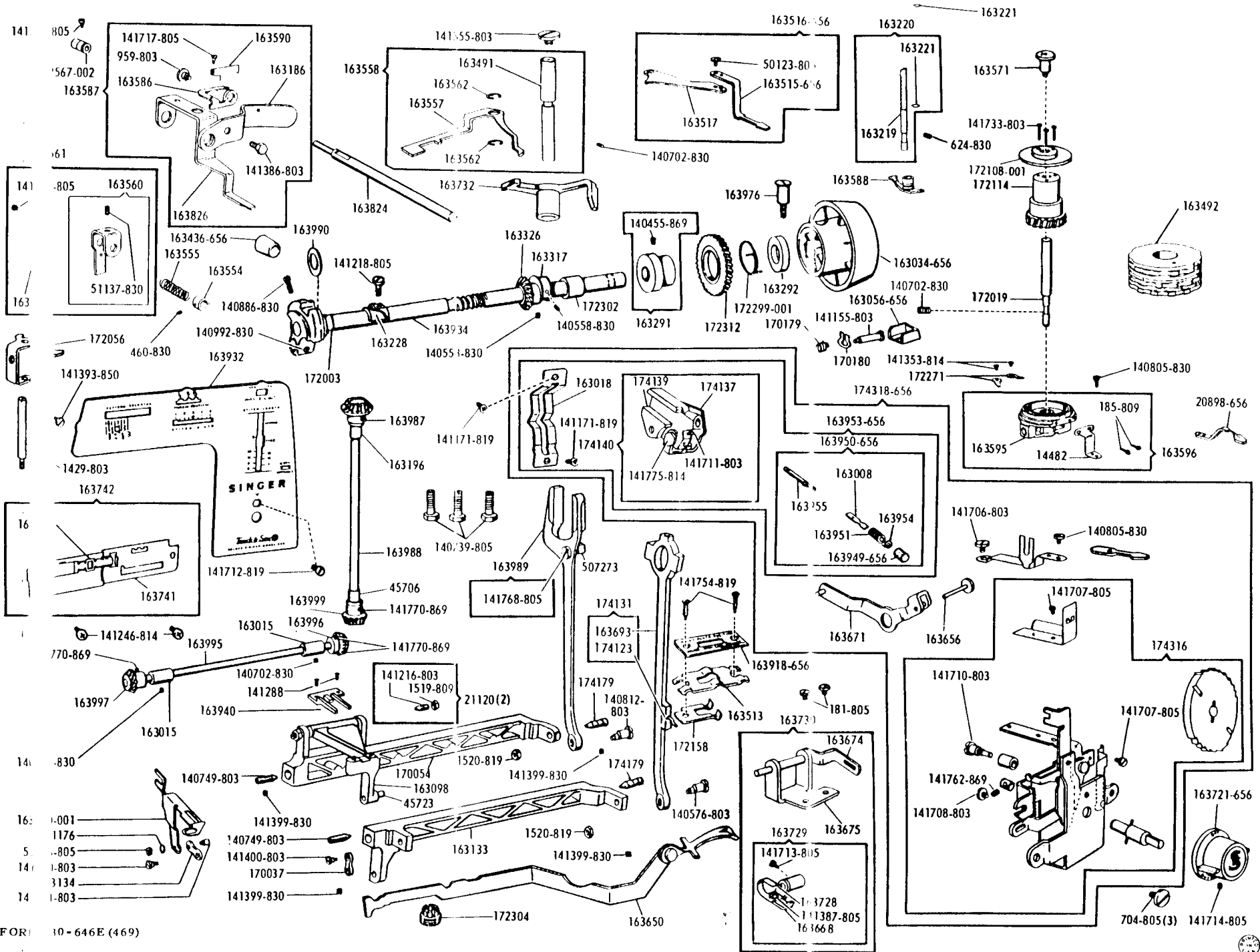
- 21906 Chainstitch Attachment Loop Retainer Disc
- 21913 Chainstitch Attachment Throat Plate
- 161133 Tube of Oil
- 161166 Zipper Foot
- 161168 Presser Foot for button sewing
- 161172 Seam Guide
- 161276 Lint Brush
- 161917 Presser Foot Plate (snap-on, plastic) for sewing buttonholes
- 161919 Presser Foot Plate (snap-on) for straight sewing
- 161960 Glassing Envelope containing two needle threader hooks and Instruction Form 21632
- 163131 Bobbin (3)
- 163242-656 Spool Pin for two needle sewing
- 163455 Chainstitch Attachment Thread Guide
- 163483 Special Purpose Presser Foot
- 171124-656 Attachment Box
- 174529 Throat Plate for straight sewing
- Needle Cat. 2020 Size 14 (3)
- Needle Cat. 2020 Size 16 (3)
- Twin Needle Cat. 2028 Size 14 (1)



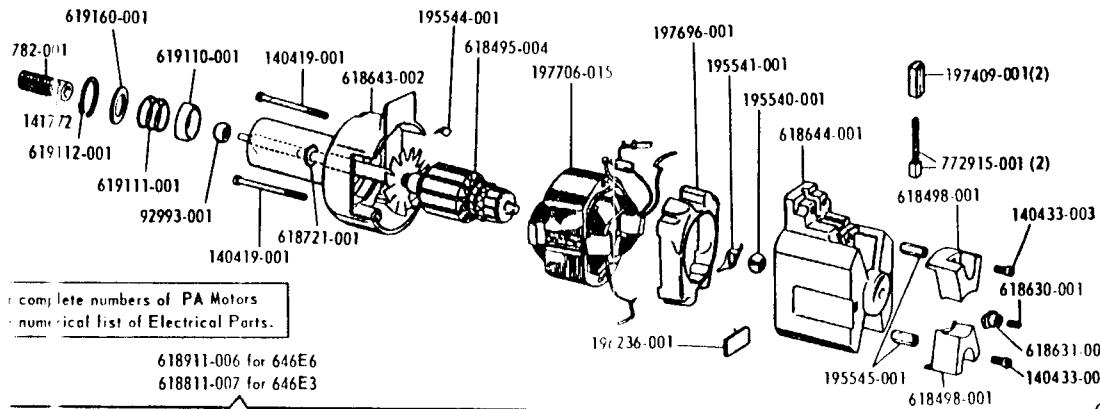
List of Parts--Machines Nos. 646E3, 646E6 and 646E7



List of Parts—Machines Nos. 646E3, 646E6 and 646E7



Electrical Parts—Machines Nos. 646E3, 646E6 and 646E7



Complete numbers of PA Motors
Numerical list of Electrical Parts.

618911-006 for 646E6
618811-007 for 646E3

